



الفجيرة للمنتجات الاسمنتية
Fujairah Concrete Products

Paving Stones Installation Guidelines

Polyurethane Pad



A paving pad is necessary as it avoids scratches, flaking of material and other similar problems. Just put it between plate and surface.

Plate Compactor




Polyurethane pad

Rubber Hammer



Black Rubber Pad



Polyurethane pad

Metal Hammer



Paver cart



Wheel Barrow



Installation Tips

- Excavate subsoil
- Compact any loose subsoil with compactor
- Place Geotextile
- Place bedding sand 3-5 MM
- Do not walk on after screed
- Lay pavers directly on bedding course
- Electric saw cut pavers to fit where required
- Restrain edges with Kerbstone/Edge Courses
- Compact pavers with padded (Polyurethane) compactor
- Spread jointing sand
- Sealing (optional)
- Consult a professional when needed

Typical Section

